

SCAFFOLDING






Quality at the lowest cost.

very resistant closed scaffolding module | **class 3** | according to the EN12810 11 Norm1

intuitive assembly



scaffolding
modules, decks and
guard rails that to
pile up easy.

FL ENSURING A **GOOD** INVESTMENT

The FL Scaffolding offers you all that you can need in a scaffolding system. A striking simplicity that materializes for a reduced number of components and an intuitive assembly.

Its design gives it a high resistance, without compromising ease of use and durability.
The FL scaffolding facilitates their performance, optimizing your work.

Undeformable closed module with tubes of the frame with 48mm of diameter.

Initiation bracket in "U" form which further consolidates the module.

Fixation system very efficient of platforms that contributes to the stability of the structure.

Dip hot galvanized structure according with the European Norms.






catari

catari

234 847 043
211 921 201
catari.net

FL INCREASE THE DIARY PRODUCTIVITY

Simplified assembly and practice advantages that offer great flexibility and a truly effective use.

All the advantages of a closed frame: simple and directly assembly in the first module: the levelling bases allow a quick levelling of the first level of the frames.

Intuitive assembly with 4 basic elements: scaffolding module, guard rail, deck and diagonal.

Modules easy to handle that thanks to a perfect fit don't require any specific effort in the "spigots".



01



02



03



04

A MANAGEMENT CONCEPT OPTIMIZED LOGISTIC

Storage/maintenance: the module offers an excellent relation space/volume: the 60cm of width of the module makes the movements easier, so there was no single factor that may hurt the users.

Scaffolding modules, decks and guard rails that piles up easily.

FL is available at unit or in packs already established, enabling rapid delivery of complete scaffolding and in accordance with the Norms.



pack

		lote 01	lote 02	lote 03
	working area (m ²)	30	80	150
	dimension (m)	5	10	15
	height of the last deck height of work (m)	4/6	6/8	8/10
	number of "packs" - weight	1 - 387Kg	1 - 954Kg	2 - 1749Kg
code	description	quant. (uni.)	quant. (uni.)	quant. (uni.)
FL.MD.2000	scaffolding Module (2.00x0.65m)	6	15	28
FL.TR.2500	transom (2.50m)	12	32	60
FL.GCT	top guard rail (0.65m)	2	4	6
FL.DG.2500	diagonal (2.50m)	2	6	8
FL.RT	top toe board (0.65)	4	6	8
FL.RF.2500	toe board (2.50m)	4	12	24
FL.PL.290.2500	steel deck (2.50m)	6	20	42
FL.PA.2500	access deck	2	3	4
FL.SI	initiation bracket	3	5	7
AA.BN.700	levelling base (0.70m)	6	10	14
FL.P	ledger (1.00x0.65m)	1	3	5
FL.PT	top ledger	2	2	2
AA.GA.500	anchor clamp (0.50m)	2	4	7
AA.OL	screw loop	2	4	7
AA.BC	stopper	2	4	7
AA.OT	swivel coupler	2	4	7



COMPONENTS AND ACCESSORIES



levelling base

code	dimensions (m)	weight (kg)
AA.BN.500	H 0.50	3.30
AA.BN.700	H 0.70	4.50



initiation bracket

code	dimensions (m)	weight (kg)
FL.SI	L 0.65	1.86



scaffolding module

code	dimensions (m)	weight (kg)
FL.MD.1000	H 1.00	12.65
FL.MD.2000	H 2.00	18.55



transom

code	dimensions (m)	weight (kg)
FL.TR.2500	C 2.50	3.40




top guard rail

code	dimensions (m)	weight (kg)
FL.GCT	L 0.65	1.90



diagonal

code	dimensions (m)	weight (kg)
FL.DG.2500	C 2.50	2.50



steel deck

code	dimensions (m)	weight (kg)
FL.PL.290.2500	C 2.50	13.65



access deck

code	dimensions (m)	weight (kg)
FL.PA.2500	L 2.50	21.10




toe board

code	dimensions (m)	weight (kg)
FL.RF.2500	L 2.50	6.40



top toe board

code	dimensions (m)	weight (kg)
FL.RT	L 0.65	2.41



top ledger

code	dimensions (m)	weight (kg)
FL.PT	H 1.00 L 0.65	8.30



ledger

code	dimensions (m)	weight (kg)
FL.P	H 1.00 L 0.65	4.35



(1) olhal



(2) bucha

fittings

code	dimensions (m)	weight (kg)
(1) AA.OL.80	C 0.12	0.16
(2) AA.OL.190	C 0.19	0.18
(3) AA.BC.80	C 0.08	0.01
(4) AA.BC.100	C 0.10	0.01



couplers

code	dimensions (m)	weight (kg)
AA.OG		1.40
AA.OT		1.20



anchor clamp

code	dimensions (m)	weight (kg)
AA.GA.250	L 0.25	1.00
AA.GA.500	L 0.50	1.90
AA.GA.1000	L 1.00	3.20
AA.GA.1500	L 1.50	4.80
AA.GA.2000	L 2.00	7.00

a **different** brand.



INDÚSTRIA

Zona Industrial da Farrapa
Chave 4540-267
Arouca Portugal

tel.: +351 256 420 890
fax.: +351 256 422 774

www.catari.net
info@catari.net